# Technical data sheet

## Cable tray SKS 110 FS

## Item number: 6061303

SKS 110 = heavy-duty cable tray system with 110 mm side height.
Magnetic shield insulation without cover 20 dB, with cover 50 dB.



| | |
|---|---|
| St | Steel |
| FS | Strip galvanised |

### Master data

| | |
|---|---|
| Item number | 6061303 |
| Type | SKS 130 FS |
| Description 1 | Cable tray SKS |
| Description 2 | perforated |
| Manufacturer | OBO |
| Dimension | 110x300x3000 |
| Colour | zinc |
| Material | Steel |
| Surface | Strip galvanised |
| Surface standard | DIN EN 10346 |
| Smallest sales unit | 3 |
| Unit of quantity | Metre |
| Weight | 562.467 kg |
| Weight unit | kg/100 m |
| CO2 Footprint (GWP) Cradle-to-Gate | 14,9878 kg CO2e / 1 Meter |

# Technical data sheet

## Cable tray SKS 110 FS

## Item number: 6061303

### Dimensions

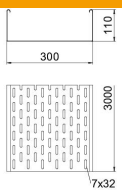


| | |
|---|---|
| Dimension | 110 x 300 |
| Length | 3,000 mm |
| Length | 10 ft |
| Width | 300 mm |
| Width | 12 in |
| Height | 110 mm |
| Height | 4 in |
| Plate thickness | 0.06 in |
| Plate thickness | 1.5 mm |
| Dimension W | 300 mm |

### Technical data

| | |
|---|---|
| Connector version | Without connectors |
| Mounting system fastening type | Floor Ceiling Wall |
| Walkable | no |
| Maintain electrical functions | no |
| With cover | no |
| Mounting perforation in base | yes |
| NATO hole pattern | no |
| Usable cross-section | 328 cm² |
| Usable cross-section | 32800 mm² |
| ROHS-conformant | yes |
| Rustproof steel, pickled | no |
| Side perforation | yes |
| Wide-span version | no |
| Load test type according to IEC 61537 | Type II |
| Type of connector, cable support system | Screwed |

### Loads

| | |
|---|---|
| Insertable support spacings, min. | 1.5 m |
| Insertable support spacings, max. | 4 m |
| Support spacing 1.5 m | 3 kN/m |
| Support spacing 2.0 m | 2.4 kN/m |
| Support spacing 2.5 m | 1.76 kN/m |
| Support spacing 3.0 m | 1.2 kN/m |
| Support spacing 3.5 m | 0.84 kN/m |
| Support spacing 4.0 m | 0.8 kN/m |

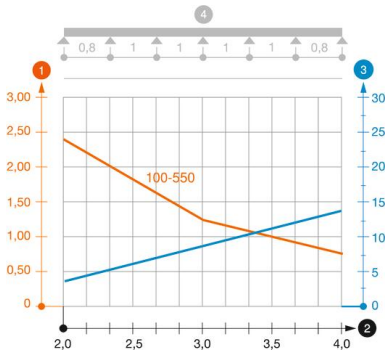


**Load diagram, cable tray, type SKS 110**

1. Permitted cable tray/ladder load in kN/m without man load
2. Support width in m
3. Rail bend in mm at permitted kN/m
4. Load scheme during testing

— Load curve with cable tray/ladder width in mm

— Strut bend curve according to support width