Technical data sheet

Mesh cable tray GR-Magic® 55 A4

Item number: 6001088

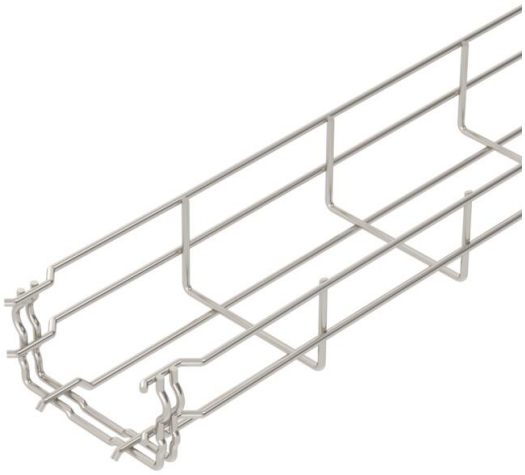

Mesh cable tray with shaped connector of side height 55 mm.
No additional connection components are required for the mesh cable tray, it is simply interlocked. The grid width is 50 x 100 mm (exception: GRM 55/50 = 20 x 100 mm).
Magnetic shield insulation without cover 15 dB, with cover 25 dB.

E30 E60 E90

A4 Stainless steel

2B Bright, treated

Master data

Item number	6001088
Type	GRM 55 100 A4
Description 1	Mesh cable tray GRM
Manufacturer	OBO
Dimension	55x100x3000
Colour	stainless steel
Material	Stainless steel 1.4401
Surface Surface standard	Bright, treated
Smallest sales unit	3
Unit of quantity	Metre
Weight	72 kg
Weight unit	kg/100 m
CO2 Footprint (GWP) Cradle-to-Gate	3,6441 kg CO2e / 1 Meter

Technical data sheet

Mesh cable tray GR-Magic® 55 A4

Item number: 6001088

Dimensions

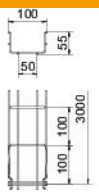

Length	3,000 mm
Width	100 mm
Width	3.94 in
Height	55 mm
Height	2.17 in
Dimension B	100 mm
Dimension H	58 mm

Technical data

Connector version	Integrated connector
Mounting system fastening type	Floor Ceiling Wall
Maintain electrical functions	yes
Integrated partition	Without
Usable cross-section	40 cm²
Usable cross-section	4000 mm²
Profile shape	U-shaped
ROHS-conformant	yes
Rustproof steel, pickled	yes
Screwless connector	yes
Wide-span version	no
Load test type according to IEC 61537	Type II
Type of connector, cable support system	Click fastening

Loads

Insertable support spacings, min.	1 m
Insertable support spacings, max.	2.5 m
Support spacing 1.0 m	0.35 kN/m
Support spacing 1.5 m	0.2 kN/m
Support spacing 2.0 m	0.1 kN/m
Support spacing 2.5 m	0.1 kN/m

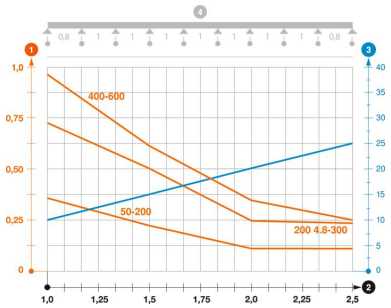

Load diagram, mesh cable tray, type GRM 55 VA

1. Permitted cable tray/ladder load in kN/m without man load
2. Support width in m
3. Rail bend in mm at permitted kN/m
4. Load scheme during testing

Load curve with cable tray/ladder width in mm

Strut bend curve according to support width