


Technical data sheet

PV combination arrester V50, 600 V DC with remote signaling

Item number: 5093625



V50 combination arrester, type 1+2, for PV systems with FS contact as potential-free changeover

- Complete unit, consisting of plug-in varistor arrester with cut-off unit
- Error-resistant Y circuit for use according to VDE 0100-712 (EN 50539-12)
- Surge protection equipotential bonding to VDE 0100-443 (IEC 60364-4-44)
- Arresting capacity to 12.5 kA (10/350) and 50 kA (8/20) per pole
- Low DC voltage protection level: < 2.6 kV and Voc max. = 600 V DC
- With visual display for use in distributor housings

Application: PV systems with lightning protection system



Master data

Item number	5093625
Type	V50-B+C 3PHFS600
Description 1	CombiController V50
Description 2	three-pole for PV systems + RS
Manufacturer	OBO
Dimension	600V DC
Smallest sales unit	1
Unit of quantity	Piece
Weight	49.6 kg
Weight unit	kg/100 pc.
CO2 Footprint (GWP) Cradle-to-Gate	1,0117 kg CO2e / 1 Piece

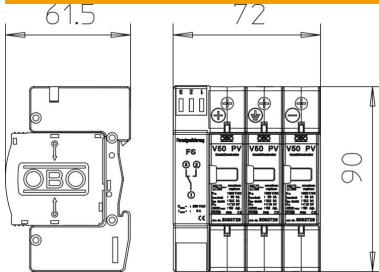
Technical data sheet

PV combination arrester V50, 600 V DC with remote signalling


Item number: 5093625



Dimensions



Technical data



Response time	<25 ns
Blow-out	no
Version for	3-pole for PV systems with FS
Pole version	3
Structural width in division units (division unit, 17.5 mm)	4
Operating temperature, max.	80 °C
Operating temperature, min.	-40 °C
Lightning surge current (10/350 µs)	12.5 kA
Remote signalling	yes
FM contacts	Changeover
Suitable for outdoor use	no
Maximum continuous voltage DC	600 V
Conductor cross-section, rigid (single-wire/multiwire), max.	35 mm ²
Conductor cross-section, rigid (single-wire/multiwire), min.	2.5 mm ²
Lightning protection zone LPZ	0→2
Max. mains-side overcurrent protection	125
Maximum back-up fuse	125 A
Maximum discharge current (8/20 µs)	50 kA
Installation type	DIN rail 35 mm
Nominal discharge current (8/20 µs)	30 kA
Nominal discharge current (8/20 µs) [L-N]	30 kA
Network form	DC
DC network form	yes
IT network form	no
Other network form	no
TN network form	no
TN-C network form	no
TN-S network form	no
TT network form	no
Protection rating	IP20
Protection level	≤2,6 kV
Signalling on device	Visual

Technical data sheet

PV combination arrester V50, 600 V DC with remote signaling

Item number: 5093625



Technical data

SPD to EN 61643-11	Type 1+2
SPD to IEC 61643-1	Class I+II
Permitted temperature range, max.	80 °C
Permitted temperature range, min.	-40 °C
Number of conductors (without earth)	2